

BOM March: Off -Center or Round Log Cabin Block

(UnFinished Block size 11 1/2")Version 2.1

Kit Contents: Directions, pre-cut fabric to make two blocks. Each block of fabric is rolled separately. Kit does not have the center 2 1/2" by 2 1/2" colorful center square. Please choose from your stash. If you make a mistake please fill in with black or white fabric from your stash.

Cutting Tips and Directions.

Tip 1: Cut your lengths carefully as there is a limited amount of the 2 1/2 " fabric. Cut all strips to length before sewing.

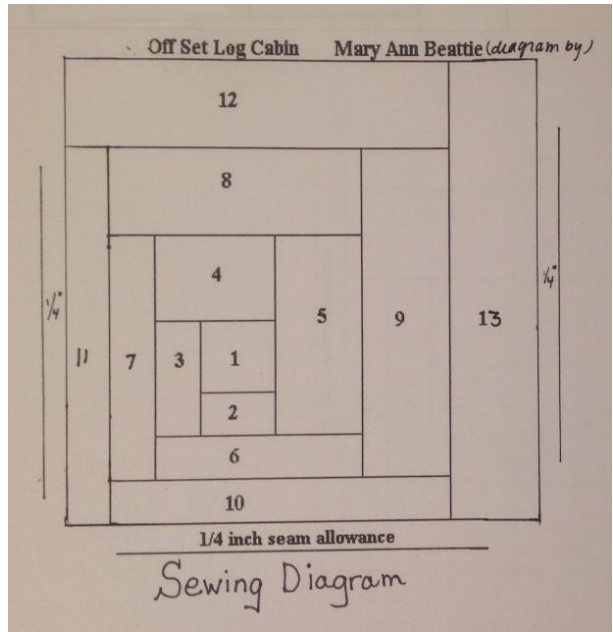
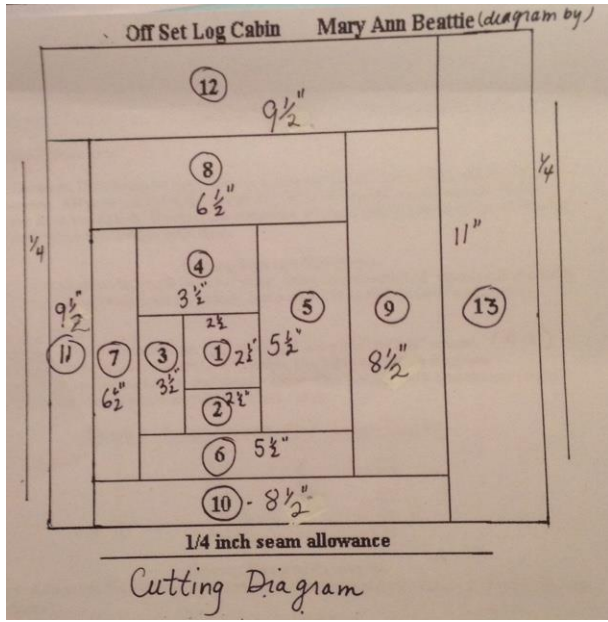
Tip 2: Lay out strips in pattern. Use an erasable marker to number each strip.

Tip 3: Each block has fat and skinny strips. One has fat black and skinny white and the other is vice versa.

For each block:

1. Choose a colorful fabric from your stash and cut a 2 1/2" by 2 1/2" square (#1).
2. Cut skinny (1 1/2") and fat (2 1/2 ") strips. Use cutting table below and/or cutting diagram for lengths.

Skinny #	Length (inches)	Fat #	Length (inches)
2	2 1/2	4	3 1/2
3	3 1/2	5	5 1/2
6	5 1/2	8	6 1/2
7	6 1/2	9	8 1/2
10	8 1/2	12	9 1/2
11	9 1/2	13	11



Sewing Tips and Directions


Tip 1: Add strips to center square clockwise. Start with skinny strip #2. Follow sewing diagram.

Tip 2: Numbering your strips will be very helpful here.

Tip 3: Add each new strip to the unit clockwise. Four strips will bring you around to your starting point.

For each block:

1. With right sides together, sew skinny strip #2 to the colorful center square (#1). Press away from center.
2. With right sides together, sew strip # 3 to the unit you made with #1 & 2. Press away from the center.
3. With right sides together, sew strip #4 to the unit you made with #1,2,& 3. Press away from center.
4. In the same manner, sew the remaining strips to the central unit. Follow sewing diagram. Continue pressing outward (away from center).



Left: White as accent. Four blocks



Right: Black as accent. Four Blocks

Questions regarding block construction:
Call or email Robin 239-233-5884
Harrisrl1998@gmail.com