

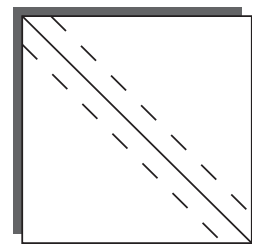
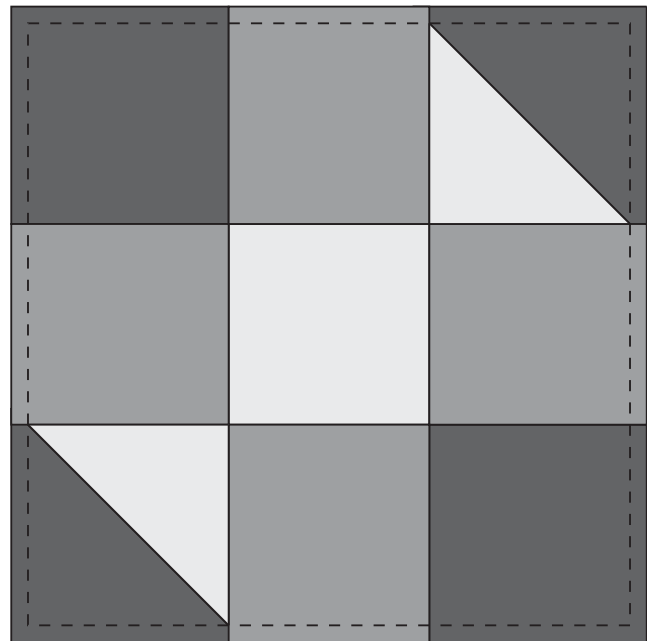
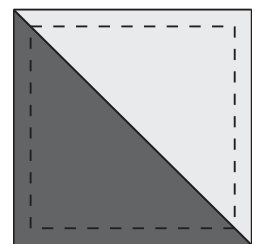
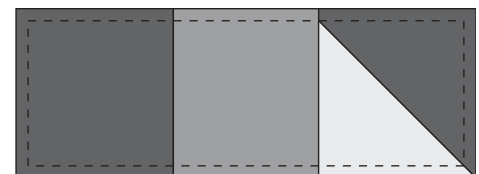
Finished Block Size = 9" x 9"
Block Size = 9 1/2" x 9 1/2"

Cutting:

- Cut 2 - 3 1/2" x 3 1/2" squares in dark.
- Cut 1 - 4" x 4" square in dark.
- Cut 4 - 3 1/2" x 3 1/2" squares in medium.
- Cut 1 - 3 1/2" x 3 1/2" square in light.
- Cut 1 - 4" x 4" square in light.

Sewing:

- Mark a line from corner to corner down the center of the light - 4" square. **(A)**
- Draw a line a scant 1/4" on either side of the center line.
- Layer dark and light square together and sew on the dotted lines.
- Cut apart down the center. **(B)**
- Press seam toward the dark.
- Trim to a perfect 3 1/2" square.
- Sew rows together as shown. **(C)**
- Press top and bottom rows seams toward the center.
- Press the middle row seams away from center.
- Sew the rows together as shown above.
- Check that the block measures 9 1/2" x 9 1/2".

**(A)****(B)****(C)**